

THE SAN GABRIEL BEAD COMPANY

Winter 2007-2008

December January February

115
workshops
inside

inside

guest instructors
pages 2-3

bead basics
workshops
pages 4-5

bead workshops
pages 5-9

fine craft workshops
pages 10-11

precious metal clay
workshops
page 12

glass workshops
page 13

soldering workshops
page 14-15

wire & metal
workshops
pages 16-18

calendar of events
page 19

Annual Big Bad Bead Sale

25% off everything

see page 20 for more details

November 30 - December 7

crystal trunk show

a unique selection of vintage
& specialty items

December 15 & 16

Holiday Staff Boutique

three days to shop!

December 7-9

beautiful
handcrafted
objects
you'll love

semi-precious trunk show

a beautiful array
of stones & pearls

January 25 & 26

Silk Road Treasures Trunk Show

February 21-24

a unique selection of Afghan
treasures - new & antique

2

guest instructors

THE SAN GABRIEL DEAD CO.

Teresa Sullivan



Crystals and Curves

\$95.


Friday, January 25
(10am-5pm)

Take flat circular peyote and make it dance! Curvy discs are used as beaded beads to make a bracelet interspersed with larger beads of your choice. This frothy stitch lends itself to so many improvisations, you may never use it the same way twice! We will explore as many variations as time allows. **Intermediate: Knowledge of peyote stitch strongly recommended.**

Flat Peyote Pods

\$95.

Saturday, January 26
(10am-5pm)



It's easier than you think to make the peyote stitch come alive in three dimensions. Open the door to new levels of expression using increasing and decreasing techniques, without having to change the size of the beads you're using. **Intermediate: Knowledge of peyote stitch strongly recommended.**



Tubular Peyote Pods

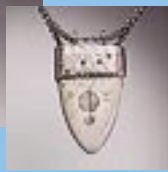
\$95.

Sunday, January 27
(10am-5pm)

Explore a new world of balanced shapes that gives you lots of room for improvisation. Use these principles in designing beaded flowers, fish and even people - nearly anything that has three dimensions. **Intermediate: Knowledge of peyote stitch required.**



Cold Connections for PMC



One of the challenges of working with PMC is how to attach other elements to the fired pieces. In this hands-on workshop, students will explore a full range of cold connections including (but not limited to) riveting, tabbing, prongs, fold and micro fasteners. Use of various chemical bonds (adhesives) will be thoroughly addressed as well as several different methods of setting and attaching stones and found elements. Very few tools are required for most operations and some home-made shop aids will be presented. Time will be included for anyone who would like information on the limited use of the butane torch in forming additional connections. Bring any problems you might be having as well as work in progress. *Photos represent techniques that will be taught rather than specific projects.* Materials list.

\$150.

Saturday, February 9
(10am-5pm)




Robert Dancik

\$150. Materials \$20.

Sunday, February 10
(10am-5pm)

In this techniques workshop, we'll explore Faux Bone, a new friendly and extremely versatile material that can be cut, carved, sawn, sanded, filed, hammered, polished, drilled, stamped, inlaid, dyed and painted. It can take on the look of ivory, the patina of aged ceramic or be polished to pure white. You can heat and bend it with nothing more than a small embossing heat-gun. It is so strong, you can rivet on it, die form right into it, or hammer metal around it. It is perfect for artwork as varied as jewelry, book making, sculpture or printmaking. We will explore these possibilities and more. Students can expect to leave with a number of examples and/or finished projects. The materials fee includes one piece each of 1/16", 1/8", and 1/4"x8" Faux Bone. *Photos represent techniques that will be taught rather than specific projects.* Materials list.

Faux Bone



Cynthia Rutledge



Ayeska's Jewel



\$180.

(weekend workshop)
Saturday & Sunday
May 3 & 4
(10am-5pm)

Ayeska's Jewel, inspired by the beauty of Alaska, is a three dimensional, peyote stitched bangle that wraps and zippers around a piece of plastic tubing. The tubing has a magnetic clasp attached to each end and is hidden once the bangle is connected. Four bands of peyote stitch are attached to the bangle and embellished with herringbone filigree shapes and surface embellishments.

Intermediate. Materials list.

guest instructors

THE SAN GABRIEL DEAD CO.

3

Perle Berceau



\$55.



Necklace & Earrings

Friday, March 14
(6-9pm)

Learn to create these components that cradle your precious beads with wire, pearls and crystals. You'll learn to create both a necklace and darling coordinating earrings. You'll also learn how to create a wire link for a briolette drop. **Intermediate: Student must be able to complete a 24 gauge wire wrapped loop unassisted.**

Rachel Nelson-Smith

Sea Star Bangle



\$95.

Saturday, March 15
(10am-5pm)

Join dimensional right angle weave and tubular even-count peyote in radial symmetry to conjure up one of the most recognized and loved sea creatures as a bangle ornament.

Intermediate: Student must be able to bead right angle weave and tubular even-count peyote unassisted.

O. Bersten Component

\$95.

Sunday, March 16
(10am-5pm)

This individual seed bead component is a burst of right angle weave and tubular peyote stitched around a peyote bezeled crystal rivoli. Linked components come together for adornment with unforgettable color and sparkle. **Intermediate: Student must be able to bead right angle weave and tubular peyote stitch unassisted.**



4

registration & the basics

THE SAN GABRIEL DEAD CO.

Bead Stringing Basics



Liz Smith

\$40.

Tuesday, Dec. 11 (6:30-10pm) or
Wednesday, Jan. 16 (6:30-10pm)
or Saturday, Feb. 23
(10am-1:30pm)

Not sure where or how to start? This is the workshop where you'll learn all the basics you'll need to know to create your own necklace or bracelet. **Great for beginners.** Materials list.

Bead Knotting Basics



Evette Potts

\$35.

Sunday, Dec. 2
(11am-2pm) or
Sunday, Feb. 10
(11am-2pm)

Learn this simple yet versatile technique to create beautiful necklaces, bracelets and anklets. You will learn how to select the proper materials and get help with design ideas. **All levels.** Materials list.

Bead Basics

everything
you
need to
know...

how to Enroll

Walk in, mail us a letter, give us a call at 626-447-7753 or send us a fax at 626-447-7455 (no e-mails please)

Payments must be made in full at time of registration. We accept cash, check, or visa, mastercard, discover & american express.

Remember, our workshops are for ages 14 years and older. No guests or children may attend the workshop with you.

No refunds will be issued unless we must cancel a workshop.

Workshops are subject to cancellation due to low enrollment.

We will notify participants of a cancelled workshop the day before a class if not sooner and will issue a prompt refund or store credit.

If you are unable to attend a workshop, we require at least 2 working days notice of your cancellation prior to the workshop in order to issue a full store credit for a future workshop. Any cancellations made after that will result in a half store credit for a future workshop.

Due to the extensive set-up of equipment needed for lampwork workshops, no credit will be issued for cancellations made within the 2 working days prior to the workshop.

our Cancellation Policy

and more Information

Materials are not included in the workshop fee. If materials are provided, there will be a separate materials fee listed. Otherwise, we provide a materials list which is an itemized list of the supplies you will need to bring for the workshop. Most materials are available for purchase at our store. If they are not, we will provide you with references where you can find them.

**Registration
Begins
Sunday
November 11
10am**

Peyote Basics



Liz Smith

\$40.

Tuesday, Jan. 22
(6-10pm)

Learn the basics and discover the possibilities of this foundation stitch. You'll learn variations as well as increasing and decreasing. You'll be able to create beads that can be used later in your own designs. **All levels.** Materials list.

Herringbone Basics



Liz Smith

\$40.

Tuesday, Feb. 12
(6-10pm)

Learn the great potential of this adaptable stitch. Variations of this stitch, also known as the ndebele stitch, as well as increasing and decreasing will be covered. **All levels.** Materials list.

Bead Crochet Basics



Shirley Whong

\$45.

(2 sessions)
Thursday, Jan. 31 (6-10pm) &
Thursday, Feb. 7
(7-8pm)

You will learn how to stitch a tubular rope (the form of bead crochet where the thread is hidden). This tube can be worn as a bracelet, necklace or luxurious lariat. You'll also learn how to attach a closure. **All levels.** Materials list.

The Basics

...to get started

Bead Workshops

Dragon Tears Lariat



Melanie Doerman

\$48.

(2 sessions)
Wednesday, Jan. 23 & 30
(7-10pm)

Using tubular peyote stitch, you'll increase to shape the beadwork perfectly into a large tear drop. A transition from one stitch to another will be learned to create the strap. **Intermediate: Knowledge of peyote stitch.** Materials list.

Spanish Lace



Sidney Hanner

\$38.

Tuesday, Jan. 22
(6:30-10pm)

Lacey loops of beads form this eye-catching bracelet. You'll love the dimensional pattern of this elegant design. **All levels.** Materials list.

Titania



Debbie McDermott

\$40.

Thursday, Jan. 31
(6-10pm)

Delicate beaded scallops accent this lovely beaded necklace. Your choice of a focal pendant will make this necklace uniquely yours. **All levels.** Materials list.

Sea Ornaments



Nancy Compston

\$60.

Sunday, Feb. 17
(12-5pm)

Make a few beaded sea-like ornaments with Biwa pearls to make this beautiful necklace and earring set. **Intermediate: Knowledge of bead stringing and Herringbone Stitch.** Materials list.

Crystal Oasis Bracelet



Mabeline Gidez

\$45.

Saturday, Jan. 12
(11am-4pm)

Create a beautiful sparkling bracelet from a pattern that is a variation of the right angle weave stitch and uses a two-needle weaving technique. **All levels: some beadweaving experience helpful.** Materials list.

Triple Tassel



Judy Walker

\$45.

Sunday, Dec. 23
(12-5pm)

This tassel pendant is dazzling from top to bottom. Multiple twisted strands of fringe drip from a crystal centerpiece to form this beautiful tassel. **All levels.** Materials list.

Bead Workshops

All levels intermediate advanced

Runway Bracelet



Sidney Hanner

\$38.

Wednesday, Jan. 16
(6:30-10pm)

You won't be able to make just one of these beauties! As well as the beaded band, you'll learn to make a hook and eye clasp for an almost invisible closure. **All levels: Some experience preferable.** Materials list.

Regency



Nancy Compston

\$60.

Sunday, Jan. 6
(12-5pm)

This stunning bracelet is the very essence of regal elegance. Faceted glass and gemstone beads are artfully set in this sophisticated design. **Intermediate: Knowledge of peyote stitch.** Materials list.

Margarita Pendant



Mabeline Gidez

\$35.

Sunday, Dec. 2
(11am-2pm)

Create a sparkling flower pendant with margarite and bicone crystals as well as seed beads. Various design options will be discussed. **Intermediate.** Materials list.

Macrame Donut Choker



Cathi Milligan

\$35.

Thursday, Dec. 13 (7-10pm) or
Wed. Jan. 9 (7-10pm)

Using a donut bead as the centerpiece and four different kinds of knots, we'll macrame a really cool choker. This is a great beginning project that can be modified to make other accessories like belts, bracelets, and watches. **All levels.** Materials list.

Frills and Thrills



Debbie McDermott

\$35.

Thursday, Jan. 10
(7-10pm)

For lots of fun in a short space of time, you'll get frills and thrills with this workshop. Debbie will show you how to use fringing techniques to create a pair of earrings and a ring. This technique can also be expanded to a bracelet. **All levels.** Materials list.

Calypso Cuff



Leslee Frumin

\$130.

(weekend workshop)
Saturday & Sunday, Feb. 2&3
(10am-5pm)

The calypso cuff features a dimensional, undulating wave with gem and pearl embellished fronds. Shadings of color and the use of multiple stitches add drama to this bracelet. **Advanced: Some pre-work required.** Materials list.

Powder Puff Brooch



Arlene Baker

\$65.

Saturday, Feb. 9
(10am-5pm)

Six rows of airy seed bead loops woven with wire through a filigree stamping make the pillowy petals of this delicate brooch something special. Captivating in both subtle and vibrant color, you'll be tempted to make more than one! **All levels.** Materials list.

Flower Melodies Choker



Diana Roston

\$45.

Sunday, Dec. 30
(12-5pm)

This is the perfect accessory with which to welcome springtime. You'll feel years younger with this choker at your neck. This is a fun way to learn how to combine different materials. **All levels.** Materials list.

Double Spiral



Judy Walker

\$35.

Tuesday, Jan. 29
(7-10pm)

Learn a great new beading technique with this double spiral. Each beaded section seems to wrap around the other in an endless chain. **All levels.** Materials list.

Floating Hearts



Sidney Hanner

\$38.

Thursday, Jan. 17
(6:30-10pm)

Get ready for Valentine's Day with this darling crystal heart captured in a dazzling crystal frame. This would be a perfect pendant to make as a gift as well. **All levels.** Materials list.

Sonoma Haiku



Debbie McDermott

\$65.

(2 sessions)
Friday, Feb. 15 & 29
(6-10pm)

Inspired by the colors of Sonoma, this entrancing necklace is overflowing with spectacular components that beautifully blend together. You'll pull out all the stops on this one! **Intermediate.** Materials list.

Luscious Lariat



Liz Smith

\$65.

Sunday, Feb. 24
(10am-5pm)

Lariats have become so popular that they are seen everywhere! This unique project is a combination of some basic techniques. Take your skills as far as they will go as you explore color and texture with this elegant design. **All levels.** Materials list.

Pearl Bauble Bracelet



Debbie McDermott

\$35.

Thursday, Jan. 24
(7-10pm)

This multiple strand bracelet glistens with pearl after pearl. You'll use a multi-strand clasp to pull it all together. **All levels.** Materials list.

Snakeskin Cell Phone Case



Diana Roston

\$45.

Saturday, Jan. 5
(12-5pm)

Your cell phone will travel in style in this beaded snakeskin patterned case. Functional and fun - an unbeatable combination! **Intermediate: Knowledge of peyote.** Materials list.

Darling Diamonds



Mabeline Gidez

\$35.

Friday, Jan. 18
(6:30-9:30pm)

Learn to weave this darling bracelet in your favorite color of crystals. You'll be amazed at how easy this project is and you will want to make them in every color! **All levels.** Materials list.

Bead Workshops

All levels

intermediate

advanced

Princess Bracelet



Mabeline Gidez

\$45.

Sunday, Feb. 3
(11am-4pm)

Weave an intricate pattern of figure 8's and picot edges with only one needle. This bracelet class caters to all levels of beaders, including the ambitious beginner! **All levels: some beadweaving experience helpful.** Materials list.

Spiral Bangle



Lillian Todaro

\$40.

Sunday, Jan. 6
(10am-2pm)

Learn a great beading technique, the peyote spiral weave, and make this beautiful bracelet. You'll also learn a bead and loop closure, design and other basic beading skills. **All levels.** Materials list.

Dimension



Nancy Compston

\$75.

(2 sessions)
Wednesday, Feb. 6 (5-10pm)
& Wednesday, Feb. 13
(7-10pm)

Beginning with a simple beaded band, you'll create a sunburst centerpiece that is accented by embellishments along the band itself. **Intermediate: Knowledge of peyote stitch.** Materials list.

Carlotta Bracelet



Mabeline Gidez

\$45.

Saturday, Jan. 5
(11am-4pm)

This bracelet captures the romance and feminine elegance of days gone by. Woven from various crystals and seed beads, you'll make a band of blossoming flowers to adorn your wrist. **Intermediate: Knowledge of Right Angle Weave recommended.** Materials list.

Fantasy



Nancy Compston

\$60.

Saturday, Dec. 29
(12-5pm)

With this pendant, extra attention is given to the ruffled beaded bezel that accents your choice of cabochon. A simple and elegant neckchain will finish the piece. **Intermediate: Knowledge of peyote stitch and bead stringing.** Materials list.

Beginning Bead Freeform Sculpture



Lillian Todaro

\$40.

Sunday, Jan. 27
(10am-2pm)

Make a beautiful freeform bead sculpture while learning many innovative techniques. You can be a true architect and master of your beads! **Intermediate: Knowledge of peyote stitch.** Materials list.

Holiday Wreath Bracelet




Debbie McDermott

\$35.

Thursday, Dec. 6
(7-10pm)

Welcome the holidays with style - and some glittering crystals! This design can be created in holiday colors or in your choice of coordinating palettes for the rest of the year. **All levels.** Materials list.

Crystal Victorian Collar



Diana Roston

\$45.

Friday, Feb. 22
(5-10pm)

Let this beaded collar take you back to a bygone era of elegance. In this workshop, you'll learn how to beautifully embellish a peyote stitched base. **Intermediate: Knowledge of peyote stitch.** Materials list.

Variations



Leslee Frumin

\$65.

Sunday, Jan. 20
(10am-5pm)

Weave and seamlessly connect a sampler necklace using Ndebele, brick, netting, right angle weave and peyote stitches. Emphasis on color and balance makes for a wonderful art jewelry piece. **All levels.** Materials list.

Netted Cab



Sidney Hanner

\$38.

Thursday, Feb. 14
(6:30-10pm)

A soft netting of beads captures a smooth stone cabochon at its core. Learn how to create a beaded bezel to frame and capture a cabochon. **All levels: Some beading experience helpful.** Materials list.

Tropical Ruffle



Judy Walker

\$60.

Saturday, Dec. 22
(11am-5pm)

A beautifully undulating beaded ruffle forms the focal point of this festive necklace. You'll also learn to make the beaded neckcord as well. **All levels.** Materials list.

Princess Ring



Sidney Hanner

\$38.

Tuesday, Jan. 15
(6:30-10pm)

This very versatile stitch creates great eye candy to adorn your fingers. You'll have lots of fun with this one! **All levels: Some experience preferable.** Materials list.

Embroidered Cuff



Linda Kavalsky

\$65.

Sunday, Jan. 13
(10am-5pm)

This workshop will teach you many different bead embroidery stitches to create a beautiful cuff bracelet over a bracelet blank. **All levels: knowledge of peyote stitch helpful.** Materials list.

Macrame I-Pod Case



Cathi Milligan

\$35.

Wednesday, Dec. 5
(7-10pm)

Using macrame in the round, you'll learn how to create your own unique i-pod holder that could also hold a blackberry, cell phone, lipstick, keys, etc. Add fringe or beads to create your own look. **All levels.** Materials list.

Sweet Heart Pendant




Mabeline Gidez

\$35.

Friday, Feb. 8
(6:30-9:30pm)

Weave a two-toned puffy heart pendant from crystals and seed beads using the right angle weave stitch - just in time for Valentine's Day! **Intermediate: Knowledge of increasing and decreasing in Right Angle Weave.** Materials list.

Triangle Brick Stitch Bracelet



Nancy Compston

\$60.

Thursday, Feb. 21
(5-10pm)

This strikingly beautiful design is also an excellent exercise in learning and mastering the brick stitch. You'll connect it all with a unique button. **Intermediate.** Materials list.

Lazy Pearl Spiral



Lillian Todaro

\$35.

Saturday, Jan. 19
(2-5pm)

Learn to use pearls to create this stunning bracelet. Once you learn this technique, you can use any kind of beads to make an infinite number of unique creations. **All levels.** Materials list.

Making Ends Meet



Liz Smith

\$35.

Saturday, Feb. 23
(2-5pm)

This class is designed to help you with those often pesky but so important finishing details at the clasp. Bring an almost finished project and we'll find the right closure and technique to finish it elegantly. **One step beyond beginning.** Materials list.

Bead Workshops

All levels

intermediate

advanced

Jeweled Hibiscus



Arlene Baker

\$65.

Saturday, Jan. 12
(10am-5pm)

Take this fun tropical beauty with you wherever you go! This is the perfect accent to a casual or dressy outfit. Smooth glass pearls and faceted glass beads create a perfect combination of interesting texture. **All levels.** Materials list.

Petite & Sweet Bracelet



Sidney Hanner

\$38.

Tuesday, Feb. 19
(6:30-10pm)

Learn to connect independent crystal components while adding your own crystal components. Achieve a delicate looking bracelet with a flash of brilliant crystal. **All levels.** Materials list.

Glitzee!



Nancy Compston

\$75.

(2 sessions)
Thursday, Jan. 17 (6-10pm) &
Thursday, Jan. 24 (7-10pm)

Begin with a sparkling crystal jewel, surround it with glitz, and then add a subtle necklace to complete the look. **Intermediate to Advanced.** Materials list.

Intro to Polymer Clay



Michelle Ross

\$45.

Saturday, Dec. 29
(12-4pm)

Everything you wanted to know and more! If you've never taken a class or even if you've taken one or two, this one will put you in the comfort zone and answer all of the questions you may have. Materials list.

polymer

Woo-hoo Party Hats for Your Knitting Needles



Michelle Ross

\$55.

Saturday, Dec. 15
(12-4pm)

Make these really cute, useful and great last minute gifts for the knitters you know! Beads embedded in polymer clay with cute beaded fringe cap off a pair of knitting needles. You'll never have to worry about dropping stitches again and these will make you smile! **All levels.** Materials list.

Rock Boxes



Michelle Ross

\$55.

Saturday, Jan. 19 (12-4pm)

As seen in the book "400 Polymer Clay Designs," you'll learn simple box construction over a smooth river rock, how to make the lid fit well, and new surface decoration techniques. **Prerequisite: Intro to Polymer Clay or previous caning experience with Michelle.** Materials list.

Gemstone Seminar



Christina Rizzo, GG

\$40. Materials \$5.

Sunday, Dec. 16
(11am-3:30pm)

In this workshop, you'll learn about the gemstones commonly found in the trade. You'll gain an understanding of terminology, as well as the factors that influence value, such as possible treatments. Tips on practical identification to use while shopping are included. Materials list.

bead seminars

Pearl Seminar



Christina Rizzo, GG

\$35. Materials \$5.

Sunday, Jan. 20
(12-3pm)

In this workshop, you'll learn how to identify and evaluate all types of pearls. Christina will cover pearl formation, and how to identify various treatments that they may undergo. Materials list.

Jeweled Gourds



Leigh Adams

\$45.

Sunday, Dec. 30
(12-5pm)

Capture the sparkle of fused glass or the smooth elegance of natural stone cabochons within the outer shell of a gourd. Learn Leigh's embedding techniques to create a jeweled container. Materials list.

Business Plan 101

Melanie Schow

\$38. Materials \$3.

Thursday, Jan. 3 (7-10pm) or
Saturday, Feb. 16 (2-5pm)

Are you getting serious about turning your hobby into a business? Stop dreaming and start planning! Lay the groundwork for success by writing a business plan, a budget and outlining your goals. Review pricing strategies, tracking inventory and marketing. Sample forms and worksheets are provided. Materials list.

Stained Glass Pendant



Tara Kotchounian

\$55.

Saturday, Dec. 1 (12-5pm) or
Sunday, Feb. 17 (12-5pm)

Using your own clip art imagery or photographs, you'll learn how to create a pendant using stained glass techniques. You'll enclose your art between pieces of glass and solder around the edges to frame the piece. Materials list.

fine craft workshops

L.A. County Polymer Guild

first Tuesday of the month
7pm

Gourd Artisans of Los Angeles

third Wednesday of the month
7:30pm

NewMetal Artists

L.A. Chapter of the PMC Guild
second Sunday of the month
1pm

meetings

spring events

Open House Spring Sale 20% off all beads

Friday - Sunday
February 29-March 2

Guest Instructor: Rachel Nelson-Smith

Friday - Sunday
March 14-16

Guest Instructor: Cynthia Rutledge

Saturday & Sunday
May 3 & 4

Every student who attends a workshop is automatically enrolled in our frequent student program!

For every six workshops attended, you will receive a complimentary workshop up to \$62 in value.

Once you have earned this free workshop, you may use it whenever you wish. This is our way of saying thank you for your continuing patronage!

frequent student
program

Introduction to PMC

This workshop will introduce you to many of the possibilities of working with precious metal clay. We will make a pair of layered earrings and a stamped pendant - and learn how to roll a coil to frame the pendant. We'll also set a faceted gemstone, make a custom bail, learn various finishing methods and discuss marking your work. Butane torch firing will also be demonstrated. Returning students are welcome to work on their own projects with instructor supervision. Beginners welcome. Materials list.

Lora Hart

Sunday, Dec. 2
(10am-4pm) or
Saturday, Jan. 5
(10am-4pm) or
Saturday, Feb. 2
(10am-4pm)

\$75.




PMC Workshops

Diptych Pendant

Lora Hart

\$75.

Saturday, Jan. 26
(10am-4pm)




Everybody loves hinges and in this class, we'll create a simple hinged pendant with a patina resist design inside. You'll also learn to create a peek-a-boo setting for a half drilled pearl or other gemstone. **Prerequisite:** *Current experience with lump PMC.* Materials list.

Dichroic & PMC

Lora Hart

\$65.

Sunday, Dec. 16
(10am-2pm)




We'll learn two different ways to set dichroic glass in a metal clay frame. We'll set a small dichroic cab in a "safety circle" as well as learn to make a prong setting. **Prerequisite:** *Current experience with lump PMC.* Materials list.

Focal Toggle

Lora Hart

\$75.

Sunday, Jan. 27
(10am-4pm)




Why should a toggle be relegated to the back of the neck? By deconstructing a simple molded element, we'll festoon a toggle clasp with deceptively elaborate decorations that will make it a stand alone masterpiece. **Prerequisite:** *Current experience with lump PMC.* Materials list.

Cuff Bracelets

Lora Hart

\$75.

Saturday, Feb. 16
(10am-4pm)




We'll make a flat piece for a cuff bracelet with two fresh packages of PMC 3, texture, dry, and fire high for strength. While firing, we'll make either matching earrings or a pendant. When the blanks have cooled, we'll learn two ways to bend the cuff. **Prerequisite:** *Current experience with lump PMC.* Materials list.

Altered Lentils

Lora Hart

\$75.

Sunday, Feb. 24
(10am-4pm)



In this workshop, we'll learn how to form a lentil bead in the traditional technique and to set a small natural garnet using granulation as prongs. We'll also learn how to cut the lentil form apart, deconstruct it and otherwise alter it to create a unique design. **Prerequisite:** *Current experience with lump PMC.* Materials list.

glass beads

Beginning Glass Beads



Dee Danzinger

\$60.

Sunday, Jan. 6 (10am-3pm) or
Sunday, Feb. 3 (10am-3pm)

In this introduction to working with hot glass, you'll learn the basics of making glass beads with a hot head torch and mapp gas. Dee will guide you through the technical aspects of working with glass and give hands-on instruction. Materials list.

Introduction to Lampwork



Cathi Milligan

\$95.

Sunday, Jan. 20
(11am-4pm)

Working with a minor bench burner, a professional glass torch, you'll get a one day overview of hooking up the torch and the basics of making glass beads. You'll learn Cathi's tricks of the trade. Beginners are welcome. Materials list.

Beginning Glass Fusing



Leigh Adams

\$45. Materials \$25.

Wednesday, Dec. 12 (7-10pm)
or Tuesday, Jan. 15 (7-10pm) or
Tuesday, Feb. 26 (7-10pm)

Arrange collages of colored glass and melt them together to form sparkling fused glass pieces. You will learn about the properties of glass and have fun with the process of experimentation. Materials list.

Intermediate Fusing



Leigh Adams

\$45. Materials \$30.

Wednesday, Feb. 27
(7-10pm)

After learning the basics of glass fusing in the beginning workshop, have fun experimenting further with the potential of fusing. Leigh will focus on how to create multiple fused pieces similar in size and appearance. **Prerequisite:** *Beg. Glass Fusing*. Materials list.

glass fusing

Vitrigraph

Leigh Adams

\$45. Materials \$25.

Thursday, Jan. 3
(7-10pm)



Learn how to use glass which has been hot worked into "stringers" of varying size and color. You will be doing some lampwork, cutting, grinding, and ultimately, fusing, to create one of a kind designer pieces. **Prerequisite:** *Beg. Glass Fusing*. Materials list.

Mosaic on Glass

Leigh Adams

\$60. Materials \$45.

(2 sessions)
Thursday, Dec. 20 & 27
(7-10pm)



Students will learn to use fused or stained glass pieces to create a mosaic on glass. Mosaic on glass creates a transmitted and reflected image and is a source of great design opportunity and color experimentation. **Prerequisite:** *Beg. Glass Fusing*. Materials list.

Fusing for Mosaics

Leigh Adams

\$45. Materials \$35.

Wednesday, Jan. 30
(7-10pm)




In this workshop, you'll improve your cutting techniques, learn what glass can and cannot be fused, how to "create" your pattern, and more. **Prerequisite:** *Beg. Glass Fusing*. Materials list.

Beginning Soldering

Linda Lemoine-Vios

Learn to silver solder with a torch using a sterling disc and wire. You will create your pendant by shaping and texturing the disc and then soldering a decorative wire element to it. Materials list.



\$68. lab fee \$6.

Saturday, Dec. 8
(11am-3:30pm) or
Saturday, Jan. 19
(11am-3:30pm)

Soldering

Spiral Trio Bangle




Linda Lemoine-Vios

\$48. lab fee \$6.

Thursday, Dec. 6
(7-9:45pm)

Beginning with a beautiful copper base, you'll solder a solid bangle. You'll then provide decorative accents with spiraling sterling wire. **Prerequisite: Beg. Soldering with Linda.** Materials list.

Abacus Pendant



Linda Lemoine-Vios

\$48. lab fee \$6.

Wednesday, Dec. 5
(7-9:45pm)

In this striking pendant, glistening faceted beads are interlocked together in unity in this abacus-like structure. **Prerequisite: Beg. Soldering with Linda.** Materials list.

Triangle Stack Rings




Linda Lemoine-Vios

\$59. lab fee 6.

Thursday, Dec. 13
(6-9:45pm)

These are soldered stack rings with a twist - a triangle setting. Textured metal is used to fill the setting. **Prerequisite: Beg. Soldering with Linda.** Materials list.

Satin Finish Earrings



Linda Lemoine-Vios

\$48. lab fee \$6.

Thursday, Jan. 17
(7-9:45pm)

Enjoy the simple elegance these earrings embody with their satin sterling finish and bands of light-catching glass seed beads. You'll learn how to solder earring posts. **Prerequisite: Beg. Soldering with Linda.** Materials list.

A-mazed



Linda Lemoine-Vios

\$68. lab fee \$6.

Saturday, Jan. 12
(11am-3:30pm)

Learn to fashion these three dimensional shapes to create components that can be linked together as earrings, a bracelet or a necklace. **Prerequisite: Beg. Soldering with Linda.** Materials list.

Copper Canyon Cuff



Linda Lemoine-Vios
\$68. lab fee \$6.

Saturday, Dec. 15
(11am-3:30pm)

Using chasing tools, you'll texture this big and bold cuff bracelet. Learn to combine copper and silver for a beautifully contrasted finish.

Prerequisite: *Beg. Soldering with Linda.* Materials list.

Domed Ring



Linda Lemoine-Vios
\$52. lab fee \$6.

Wednesday, Jan. 9
(6:30-9:45pm)

This understated silver ring incorporates some great metalsmithing techniques that work together to create a visually interesting piece.

Prerequisite: *Beg. Soldering with Linda.* Materials list.

Contemporary Prong Setting



Linda Lemoine-Vios
\$68. lab fee \$6.

Saturday, Feb. 16
(11am-3:30pm)

The prong set pendant is a design that uses understated elegance to set off a beautiful natural stone or shell cabochon. **Prerequisite:** *Beg. Soldering with Linda.* Materials list.

and more
Soldering

Rolled Rings



Linda Lemoine-Vios
\$48. lab fee \$6.

Thursday, Feb. 7
(7-9:45pm)

The edges of these rings are rolled forward to create a soft undulating textured effect. **Prerequisite:** *Beg. Soldering with Linda.* Materials list.

Bead Ring



Linda Lemoine-Vios
\$68. lab fee \$6.

Thursday, Feb. 21
(5-9:30pm)

You will learn how to mount an interesting bead at the center of this unique ring design. **Prerequisite:** *Beg. Soldering with Linda.* Materials list.

Midnight Dew Bracelet



Linda Lemoine-Vios
\$68. lab fee \$6.

Saturday, Feb. 23
(11am-3:30pm)

Combine polymer clay for color and sterling tubing for design to create this eye-catching bracelet. You'll also incorporate great texturing techniques. **Prerequisite:** *Beg. Soldering with Linda.* Materials list.

Fanciful Dangles



Linda Lemoine-Vios
\$48. lab fee \$6.

Tuesday, Dec. 18
(6:45-9:45pm)

These imaginative elements created with a tubing bail technique can be used alone on illusion monofilament or dramatically with faceted semi-precious stones. **Prerequisite:** *Beg. Soldering with Linda.* Materials list.

Wire & Metal

Wire Rope Chain



Linda Lemoine-Vios

\$44.

Wednesday, Jan. 23
(7-10pm)

In this workshop, you'll learn to create your own jump rings and then learn how to form this beautiful chain of interwoven links. Materials list.

Linking Basics

Wire



Melanie Schow

\$38.

Thursday, Dec. 13 (7-10pm) or
Wednesday, Jan. 9 (7-10pm) or
Wednesday, Feb. 13 (7-10pm)

This basic and versatile linking technique permanently joins beads of your choice. You will learn to use the proper jeweler's tools in order to give your work a professional look. Materials list.

Beginning Wire Wrapping



Melanie Schow
\$48.

Saturday, Dec. 1 (2-6pm) or
Sunday, Jan. 13 (12-4pm)

Linda Lemoine-Vios
\$48.

Thursday, Dec. 20 (6-9:45pm)

Capture a cabochon, freeform stone, or fused glass piece gracefully with wire. Create a truly unique pendant using decorative wrapping techniques. Materials list.

Earring Basics



Susan Kelso
\$35.

Thursday, Jan. 10 (7-10pm) or
Tuesday, Feb. 12 (7-10pm)

Nina Weston
\$35.

Saturday, Dec. 1
(10:30am-1:30pm)

This class will introduce you to the art of linking beads together with wire. We will start with simple dangles then move on to style variations such as using chain. Warning: once you make a pair you won't be able to stop! **Great for beginners.** Materials list.

Spiral Wire & Bead Ring



Linda Lemoine-Vios

\$38.

Saturday, Feb. 2
(11am-1:45pm)

Get ready for all the compliments you'll receive when wearing these fantastic spiral rings. Linda will teach you how to create these rings with and without a bead. Materials list.

Wire Christmas Tree Ornament



Susan Kelso

\$35.

Wednesday, Dec. 12
(7-10pm)

This wire Christmas tree ornament is a perfect gift for someone special or to adorn your own tree. Enjoy Christmas music and refreshments as you learn a variety of fun, basic wire wirework techniques to create your own unique decoration. Materials list.

Chain & Bead Bracelet



Linda Lemoine-Vios

\$38.

Saturday, Feb. 2
(2:15-5pm)

Create a beautifully elegant bracelet that is incredibly fun to wear. This simple design could also make a stunning choker. You will also learn to make the toggle closure. Materials list.

Caged



Melanie Schow

\$38.

Wednesday, Feb. 6
(7-10pm)

A wire wrap designed to capture your special treasures - not a bead, not a cabochon... not a problem. This wrap design traps your favorite rock, shell, fossil, marble or found object in a wire cage. **Prerequisite: Wire work experience.** Materials list.

Random Wire Heart



Linda Lemoine-Vios

\$42.

Thursday, Feb. 14
(6:45-9:45pm)

This darling heart pendant is textured with handmade coils and curlicues made of wire and further embellished with your choice of sterling beads. Materials list.

Wire Coil Beads #2



Linda Lemoine-Vios

\$42.

Saturday, Feb. 9
(11am-1:45pm)

Learn the quick and easy techniques to make these intriguing wire coiled beads. You'll learn to make forged links as well. Materials list.

Forged Leaf Bracelet



Linda Lemoine-Vios

\$38.

Saturday, Feb. 9
(2-5pm)

You'll love slipping this bracelet on your wrist. It reflects a quiet grace in the slender spirals of wire that echo the shape of a leaf. Materials list.

more

Wire & Metal

The Practical Jeweler: Earwire Intensive



Susan Kelso

\$38.

Wednesday, Feb. 20
(6:30-10pm)

Expand your practical wire working skills and learn how to make your own earring findings. Now you can enhance the quality of your earring designs by incorporating unique, handcrafted earwires. **Some basic wirework experience recommended.** Materials list.

The Practical Jeweler: Charms Intensive



Susan Kelso

\$38.

Wednesday, Jan. 23
(6:30-10pm)

Use basic wirework techniques to create stylish and whimsical wire charms. Come away with a variety of charms to use in your own jewelry designs. **Some basic wirework experience recommended.** Materials list.

Top-Drilled Earrings



Nina Weston

\$35.

Saturday, Jan. 19
(10:30am-1:30pm)

This class will take you from simple wrapped loop earrings to more complicated designs. You will learn to link top drilled stones in a cascade design as well as a larger single stone with circles of wire. **Prerequisite: Previous wire experience.** Materials list.

Technicolor Art Bead Necklace



Melanie Schow

\$38.

Wednesday, Dec. 5
(7-10pm)

Showcase your favorite artist's bead in colorful wire. Choose a focal bead and several accents; add color and shape into sensuous wire scrolls to create a dramatic one-of-a-kind necklace. **Prerequisite: A basic wire class.** Materials list.

Riveted Pendant



Linda Lemoine-Vios

\$46.

Tuesday, Dec. 11
(6:30-9:45pm)

In this workshop, you'll learn the decorative and functional aspects of riveting metal together to create secure assemblages of textured sheet and wire. Materials list.

Decorative Scarf Pin



Linda Lemoine-Vios

\$38.

Wednesday, Dec. 12
(7-9:45pm)

This is just what you need to beautifully secure and decorate your shawl or scarf. Add your choice of embellishments! Materials list.

Copper & Silver Bead



Linda Lemoine-Vios

\$42.

Tuesday, Jan. 22
(7-9:45pm)

Learn the secrets of creating this bead without soldering! Alone this bead would make a simple beautiful pendant piece or plan to use it as an element in a larger project. Materials list.

Fibula Brooch



Linda Lemoine-Vios

\$46.

Tuesday, Jan. 15
(6:30-9:45pm)

Using an ancient design, you'll learn to construct this classic fibula brooch. You can choose your own focal center for the pin to create a unique statement. Materials list.

Knitted Wire Chain



Linda Lemoine-Vios

\$75.

(2 sessions)
Thursday, Jan. 24 (7-9:45pm)
& Thursday, Jan. 31 (7-9pm)

Learn how to transform a spool of fine silver wire into this lovely and sophisticated chain. You'll also learn how to attach a clasp for a finished look. Materials list.

and more

Wire & Metal

Drilled Pearls



Linda Lemoine-Vios

\$48.

Thursday, Jan. 10
(6-9:45pm)

Learn the invaluable technique of drilling large holes in pearls. You'll also learn to make this elegant and adjustable necklace from knotted soft suede cord and Bali spacer beads. Materials list.

Saucer Bead



Linda Lemoine-Vios

\$42.

Wednesday, Feb. 6
(6:45-9:45pm)

Transform standard sterling stamped discs into this marvelously fun bead with no soldering. These are great beads to incorporate into your own unique jewelry. Materials list.

Loops Along the Way



Nina Weston

\$35.

Saturday, Feb. 16
(10:30am-1:30pm)

Shape, forge, wrap and loop to your heart's desire to make a connector from which to dangle gemstones, pearls, crystals, and beads. Make a single elegant pendant or connect several together for more drama. Materials list.

Cable Neckwires



Linda Lemoine-Vios

\$38.

Tuesday, Jan. 29
(7-9:45pm)

Learn to make your own cable neckwires. These neckwires are a great way to accent commercial pendants or to feature your own hand-made pendants. Materials list.

Jewelry Finishing



Linda Lemoine-Vios

\$48.

Tuesday, Feb. 19
(6:30-9:30pm)

Through Linda's lecture and your sample pieces of copper or brass sheet, you'll begin to learn the process of jewelry finishing. You'll be able to experiment with different finishes. Materials list.

Random Wire Bead



Linda Lemoine-Vios

\$42.

Tuesday, Feb. 12
(6:45-9:45pm)

Seemingly random freeform decorative wire shapes and textures are assembled together in this robust bead. Materials list.

Registration begins November 11 10am.

December 2007

19

Sunday	Monday	Tuesday	Wednesday	Thursday	Friday	Saturday
						Stained Glass Pendant 1 12-5pm Earring Basics 10:30-1:30 Beg. Wire Wrapping 2-6 <i>25% off sale Nov. 30 - Dec. 7</i>
Intro to PMC 10-4 2 Margarita Pendant 11-2 Bead Knotting Basics 11-2 SALE	3	Polymer Guild 7pm 4 SALE	Soldering - Abacus Pendant 7-9:45pm Macrame I-Pod Holder 7-10 Technicolor Necklace 7-10 SALE	Soldering - Spiral Trio 6 Bangle 7-9:45pm Holiday Wreath Bracelet 7-10pm SALE	7 Staff Boutique SALE	8 Staff Boutique Beginning Soldering 11am-3:30pm
Staff Boutique 9 PMC Guild 1pm	10	Riveted Pendant 11 6:30-9:45pm Bead Stringing Basics 6:30-10pm	Decorative Scarf 12 Pin 7-9:45pm Beg. Glass Fusing 7-10pm Wire Tree Ornament 7-10pm	Wire Linking Basics 13 7-10pm Soldering - Triangle Stack Rings 6-9:45pm Macrame Donut 7-10pm	14	15 Soldering - Copper Canyon Cuff 11am-3:30pm Party Hats 12-4 CRYSTAL TRUNK SHOW
Dichroic & PMC 10-2 16 Gemstone Seminar 11am-3:30pm CRYSTAL TRUNK SHOW	17	Soldering - Fanciful Dangles 6:45-9:45pm	Gourd Society 7:30pm 19	Beg. Wire Wrapping 20 6-9:45pm Mosaic on Glass I 7-10pm	21	22 Tropical Ruffle 11am-5pm
Triple Tassel 12-5pm 23 Flower Melodies 12-5pm 30 Jeweled Gourds 12-5pm	24 31	25 CLOSED. MERRY CHRISTMAS!	26	Mosaic on Glass II 27 7-10pm	28	29 Intro to Polymer 12-4pm Fantasy 12-5pm

January 2008

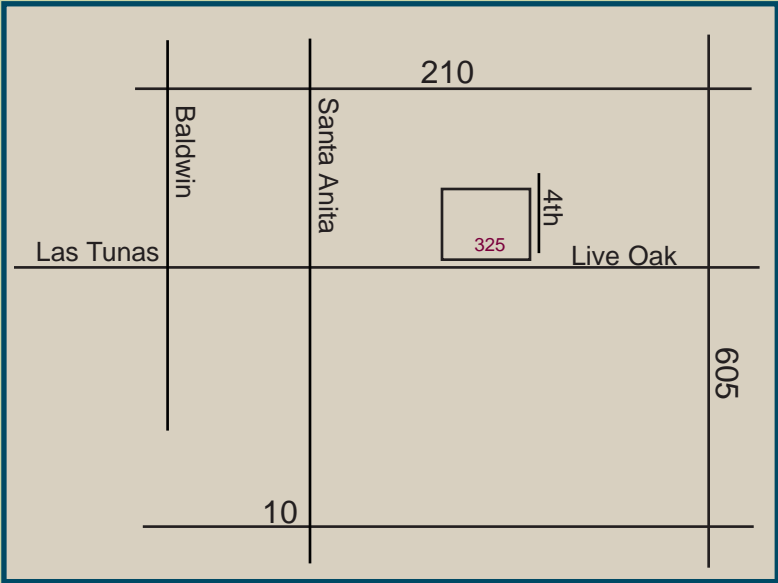
		1 CLOSED. HAPPY NEW YEAR!	2	Glass Fusing - Vitrigraph 3 7-10pm Business Plan 101 7-10pm	4	5 Intro to PMC 10am-4pm Carlotta Bracelet 11am-4pm Snakeskin Cell Phone Case 12-5pm
Beginning Glass Beads 6 10am-3pm Regency 12-5pm Spiral Bangle 10am-2pm	7	Polymer Guild 7pm 8	Soldering - Domed Ring 9 6:30-9:45pm Macrame Donut 7-10pm Wire Linking Basics 7-10pm	10	11	12 Soldering - A-Mazed 11am-3:30pm Jeweled Hibiscus 10am-5pm Crystal Oasis Bracelet 11am-4pm
PMC Guild 1pm 13 Embroidered Cuff 10am-5pm Beginning Wire Wrapping 12-4pm	14	Fibula Brooch 15 6:30-9:45pm Beg. Glass Fusing 7-10pm Princess Ring 6:30-10pm	Gourd Society 7:30pm 16 Bead Stringing Basics 6:30-10pm Runway Bracelet 6:30-10	Soldering - Satin Finish 17 Earrings 7-9:45pm Glitzee! I 6-10pm Floating Heart 6:30-10pm	Darling Diamonds 18 6:30-9:30pm	19 Beginning Soldering 11am-3:30pm Polymer Rock Boxes 12-4pm Top Drilled Earrings 10:30-1:30 Lazy Pearl Spiral 2-5pm
Intro to Lampwork 20 11am-4pm Pearl Seminar 12-3pm Variations 10am-5pm	21	Copper & Silver Bead 22 7-9:45pm Peyote Basics 6-10pm Spanish Lace 6:30-10pm	Wire Rope Chain 23 7-10pm Charms Intensive 6:30-10 Dragon Tears Lariat I 7-10pm	Knitted Wire Chain I 24 7-9:45pm Glitzee! II 7-10pm Pearl Bauble Bracelet 7-10pm	Crystals & Curves 25 10am-5pm Semi-Precious Trunk Show	26 Flat Peyote Pods 10am-5pm PMC Diptych 10am-4pm Semi-Precious Trunk Show
Tubular Peyote Pods 27 10am-5pm PMC - Focal Toggle 10am-4pm Beg. Bead Sculpture 10am-2pm	28	29 Cable Neckwires 7-9:45pm Double Spiral 7-10pm	30 Glass Fusing for Mosaics 7-10pm Dragon Tears Lariat II 7-10pm	Knitted Wire Chain II 31 7-9pm Titania 6-10pm Bead Crochet I 6-10pm		

February 2008

					1	2 Intro to PMC 10-4 Spiral Wire & Bead Ring 11am-1:45pm Chain & Bead Bracelet 2:15-5pm Calypso I 10am-5pm
Beginning Glass Beads 3 10am-3pm Calypso II 10am-5pm Princess Bracelet 11am-4pm	4	Polymer Guild 7pm 5	Saucer Bead 6:45-9:45pm 6 Dimension I 5-10pm Caged 7-10pm	Soldering - Rolled Rings 7 7-9:45pm Bead Crochet II 7-8pm	8	9 Cold Connections for PMC 10am-5pm Wire Coil Beads #2 11am-1:45pm Forged Leaf Bracelet 2-5pm Powder Puff Brooch 10am-5pm
Faux Bone 10am-5pm 10 Bead Knotting Basics 11am-2pm SPRING REGISTRATION BEGINS 10AM	11	Random Wire Bead 12 6:45-9:45pm Earring Basics 7-10pm Herringbone Basics 6-10pm	Dimension II 13 7-10pm Wire Linking Basics 7-10pm	Random Wire Heart 14 6:45-9:45pm Netted Cab 6:30-10pm	Sonoma Haiku I 15 6-10pm	16 Soldering - Contemporary Prong Setting 11am-3:30pm Loops Along the Way 10:30am-1:30pm Business Plan 101 2-5pm PMC Cuff 10am-4pm
Stained Glass Pendant 17 12-5pm Sea Ornaments 12-5pm PMC Guild 1pm	18	Jewelry Finishing 19 6:30-9:30pm Petite & Sweet 6:30-10pm	Gourd Society 7:30pm 20 Earwire Intensive 6:30-10pm	Soldering - Bead Ring 21 5-9:30pm Brick Stitch Bracelet 5-10	Crystal Victorian Choker 22 5-10pm	23 Soldering - Midnight Dew 11am-3:30pm Bead Stringing Basics 10am-1:30pm Making Ends Meet 2-5pm
PMC - Altered Lentils 24 10am-4pm Luscious Lariat 10-5pm Trunk Show	25	Beginning Glass Fusing 26 7-10pm	Glass Fusing - Intermediate 7-10pm 27	28	Sonoma Haiku II 29 6-10pm SPRING OPEN HOUSE SALE BEGINS	

THE SAN GABRIEL BEAD COMPANY
325 East Live Oak
Arcadia CA 91006
626-447-7753 fax 626-447-7455
www.beadcompany.com

Sale
25% off everything
Nov. 30 - Dec. 7
The fine print:
Sale applies to all items in stock.
Sale does not apply to trunk
show items, already discounted
items, previous purchases,
returns, items on hold,
workshops or gift certificates.
Discount cannot be combined
with another.



Store Hours:
Sunday 12-5pm
Monday - closed
Tuesday-Friday 12-9pm
Saturday 10am-6pm

THE SAN GABRIEL BEAD COMPANY
325 East Live Oak
Arcadia CA 91006

Address Service Requested

Dated Material - Please Expedite

PRSRT STD
U.S. POSTAGE
PAID
Pasadena CA
Permit No. 1511

Registration
begins
Nov. 11
10am